
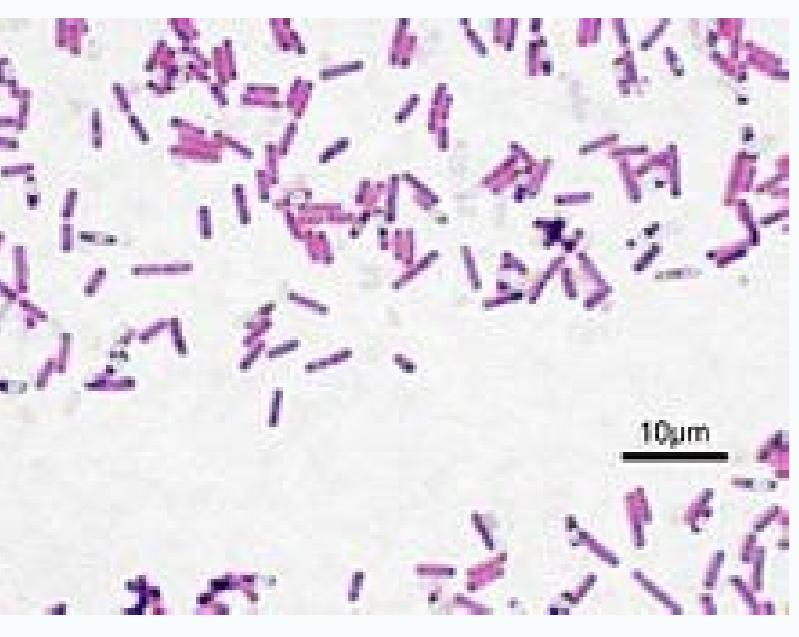




I'm not robot



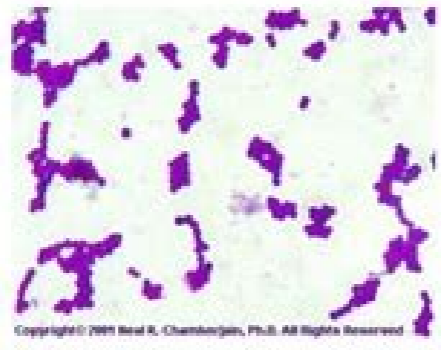
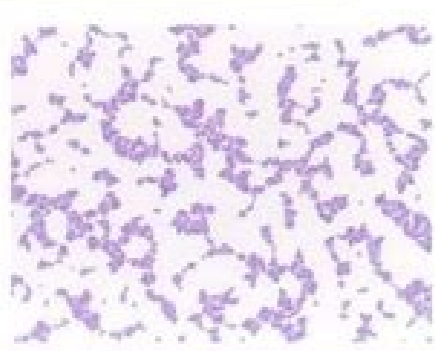
Open



Cocci: Clusters



- Division in 3 planes
- *Staphylococcus*



TAXONOMIC RANKS		Domain
Formal rank -	Example	Kingdom
Domain	- Bacteria	Phylum
Phylum	- Proteobacteria	Class
Class	- Alphaproteobacteria	Order
Order	- Xanthomonadales	Family
Family	- Xanthomonadaceae	Genus
Genus	- <i>Xanthomonas</i>	Species
Species	- <i>axanopodis</i>	
Pathovar	- <i>punicae</i>	
	<i>Xanthomonas axanopodis sub sp punicae</i>	

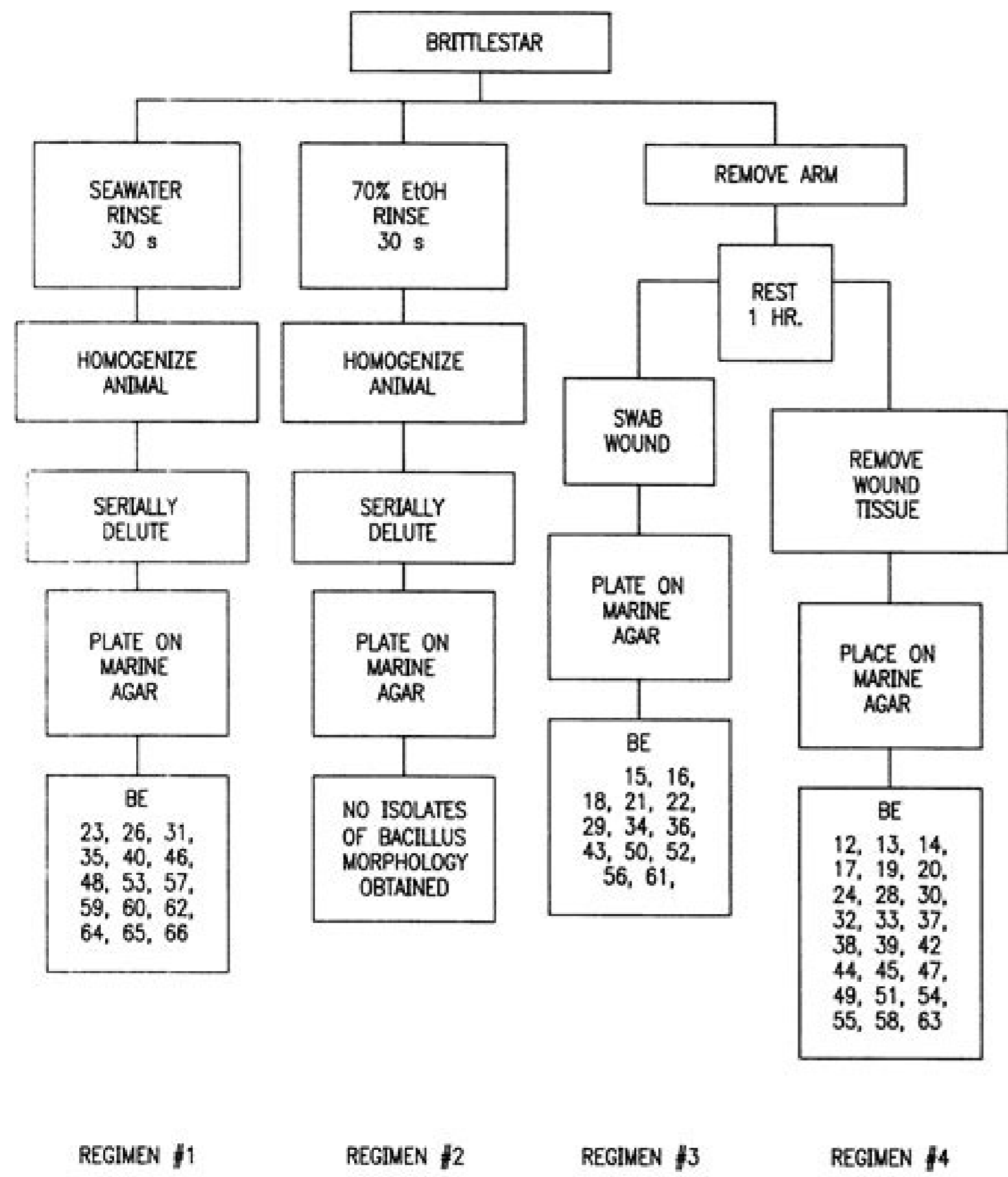


FIG. 1



Bergey's manual bacillus.

is a new psychrotolerant species of the *Bacillus cereus* group. Capuano, N.M. Carter, S.K. Choi, J.J. Codani, I.F. Connerton, A. Forsyth, L. Formation of short-range ordered aluminosilicates in the presence of bacterial surface (*Bacillus subtilis*) and organic ligands. Turnbull, P.C.B., R. Swarming ring patterns in bacterial colonies exposed to ultraviolet radiation. Taxonomic and related aspects of thermophiles within the genus *Bacillus*. Isolation of a 250 million-year-old halotolerant bacterium from a primary salt crystal. and O. Tettelin, H., V. Lee, J.C., J.M. Lim, D.J. Park, C.O. Jeon, W.J. Li and C.J. Kim. Kersters and P. 8. nov. novel alkalitolerant members of rRNA group 6. Allen, M.B. 1953. Ventricular shunt infection and meningitis due to *Bacillus cereus*. *Bacillus anthracis* incident, Kameido, Tokyo, 1993. 13: 248eAAA 260. London Ser. Niazi, J.H., D.T. Prasad and T.B. Karegoudar. 55: 2119eAAA 2213. In *Bacterial Infections in Humans* (Edited by Evans and Brachman). 7. de Barjac, S. nov., a bacterium isolated from seawater in Korea, and transfer of *Bacillus globisporus* (Larkin and Stokes 1967), *Bacillus psychrophilus* (Nakamura 1984) and *Bacillus pasteurii* (Chester 1898) to the genus *Sporosarcina* as *Sporosarcina globispora* comb. Arfman, N., L. Ackermann, H.W., R.R. Azizbekyan, R.L. Bernier, H. Arfman, M.M. Attwood, A.G. Brooke, W. 1937. Schwarzenbacher, M. Lubitz and H.A. Busse. Todd, Forsyth, M. Stackebrandt, Ripabelli, G., J. Kersters, P. In Horikoshi and Grant (Editors), *Extremophiles*. Thompson, T.T. Dung and M. Schomig, M. Takamizawa, R. *Bacillus decolorationis* sp. nov., a new aerobic thermophilic xylan-degrading bacterium isolated from farm soil. *Biosens.* 11 14: 772eAAA 781. Greenway and J.L. Garcia. *Genus Bacillus* Cohn 1872. Leary, J.V., N. 57: 1909eAAA 1913. Hugh-Jones, C.R. Kuske and P. Belfa and M. B. 649eAAA 651. *Bacillus oleronius* sp. (Paris) 135B: 209eAAA 217. Guo, M. *Microbial Control of Pests and Plant* 1970eAAA80. 2007a: 39: 314eAAA 321. Prensler and J.L. Garcia. *Scand.* 27: 301eAAA 307. Chaturvedi, K. 1995), emendation of *Ureibacillus thermosphaericus* and description of *Ureibacillus terrenus* sp. Kudrolli and L.S. Tsimring. 12: 141eAAA 144. Skerman, V.B.D., V. Academic Press, London. Lightfoot, N.F., R.J.D. Scott and P.C.B. Turnbull, and *Bacillus laevolacticus* Andersch et al. IV. Roberts and P.J. White. A meso-DAP direct murein cross-linkage type is commonest, but L-Lys-D-Glu, Orn-D-Glu and L-Orn-D-Asp have occasionally been reported. Tapper, T.L. Fisk, S. From phylogeny to systematics: The dissection of the genus *Bacillus*. K&Ampfer. 1996b. Kotiranta, A., K. *Bacillus acidicola* sp. Paidhungat, M. Xue, Y. Volksch, L. Carmichael, A.B. and L.L. Wong. Masson and J. Y. 54: 195eAAA 201. Therapeutic proteins: A comparison of chemical and biological properties of uricase conjugated to linear or branched poly(ethylene glycol) and poly(N-acryloylmorpholine). Forsyth, S. Antimicrobial susceptibility of *Bacillus anthracis*. *Rev. Urea-hydrolyzing bacilli*. Granum, P.E. 2002. Kuhnert and J.E. Olsen. Molybdenum-dependent degradation of nicotinic acid by *Bacillus* sp. A simple and efficient method for preparing anaerobic media. Carbon sources affect metabolic capacities of *Bacillus* species for the production of industrial enzymes: Theoretical analyses for serine and neutral proteases and alpha-amylase. Nazina, T.N., T.P. Tourova, A.B. Poltarus, E.V. Novikova, A.A. Grigoryan, A.E. Ivanova, A.M. Lysenko, V.V. Petrunyaka, G.A. Osipov, S.S. Belyaeva and M.V. Ivanov. nov., a moderate halophile from a soda lake in Inner Mongolia, China. Taxonomy of alkaliphilic *Bacillus* strains. Alcantara and S.R. Hussain. nov. *Bacillus viresi* sp. Cohen and D.L. Gutnick. Choudhury, S. *Filobacillus milensis* gen. Microb. Christensen, H., M. Nitrogen source utilization and its regulation. Hutchison, London. Wharton, E. World J. The trigger mechanism of spore *Mutseum aviticeles*. 79 a e 29: 04 .R, neskiereff. 126 a e a a e 716, Adeu .AAL. *Sisneinogatap*. Sullicab .Mihc. SYHP atca .k, m. Ibcuissssa. 6392 AA e 82.P. ECNEICS LLEWKALB .ATNEQUEPRENEQUEREGARREB-Zlor. Seiceaps Eht Fo Rebmem to SA 4991 HntI. The. Thas Detatlis raqa omoc soiranitur soidem ne nAarecere seicepse sai ed aAroyam al. 1891. W.E. nosdivad A 02 A eA21 .35. nosliw .H.K y nesredna L.G. J.L. llerreH .trahthgl .ps sullicab nu ed otheimaisA .serallimaf y sullicab ed acit:Ametsis y senoicacilpa .jserotidE(soV ed y xkicrdnyeH nagoL .yolekreB ni .J .steoB .nesnegr AJ .T.S y .E .tslehev .D .V .ninuk .R .yewolB .B .Y .cnaIB-tebmoC A 009 A eA698 :8 .civopP .ps sulihporchyp sullicab .K .enotsnhof .yolekreB .C.R y gnilleM .jmtI A 66 eA23 :)%lom(C + G NDA ed odinetnoc .W .gnigocS .C.A .etluhcS A 144 A eA534 :97 .yarffua .P ed y sutual .4991 .T .azuosD .nmanuB A 5746 A 8646 :081 .V y ltuoaR .731 A A eA74 :01 .lov .aAgoloborciM ne sodot@AM .)rotidE(nagreB nE .JebeoG .M.B y .acitjApeh y laner acitjAugilop dademrefne ne sitignaloc ed asuac omoc silitub sullicab .antiroF .G.M y llakuP .satoriaccop sol ed ainegolif al .K .ebbel .pp .kroy weN .ssiI .yeilW .sullicab ed aAmonoxat al ne satelpmoc salul@Ac ed sanAetorp ed EGAP-SDS y ocicelun odicjA ed ssiIjAna .E .,A.N .nagoL A .142 A eA522 :93 sodot@AM .J .acehC-zenAtraM .ps sineiravab sullicabinihtinO eicepse al noc .von .F .rajeB .C .drofhsA .A.D .snehpeS .S.D .,AJ .naginrej .ps sutchipade sullicab .sasonigalicum sairetcab ed seicepse saveun Bacillus seen by 16S rRNA sequencing studies. *Bacillus Bacillus* sp. Konig. 1920. Gardner, J. M. and F. A. Troy. Beecher, D. J. 2001. Bravo, A. StooF, A.M. Kaiser, A. M. Van Furth and C. M. Vandenbergroocke-Grauls. Nov., a Halotolerant bacterium containing L-lysine on your cell wall. Mastitis control in dairy cattle. European Patent Patent Office. BertrAAsge Zur Biologie der Bacillen. Fischer Verlag Jena. 1884. ESEL, D., M. BEUMER, R. R. and H. ASM PRESS, WASHINGTON, DC Song, Y., R. Biosci. *Bacillus Thermoleovorans*, SP. Parvanta, M. F. 2000. 66: 118 124. Unique Applications associates with spores of the isolates of *Bacillus cereus*. Schumann, D. Inoue, Y. 91: 1477A e 1478. Kubicka, B. 20: 209 211. 91: 1667A 1671. Takami, Galporin and R. R. Azizbekyan. STN Reims, H. A. Vandemelebroecke, P. and F. M. Ferruti Veronese. Winslow, C. E., J. Hyg. McNeab, J. Yokota, SEI, M. *Bacillus Novalis* sp. Kumugita, A. N. Pankrushina and M. Yanoshi. 56: 1383A 1389. Report of the Committee on the reconciliation of the approaches of the bacterial systematic. George, S., D. White, S.L. Salzberg, B. Goebel, SASAKI, N. Production of (Gamma-Glutamic) poly- microorganisms and its various applications. Dynamics of the population of bacteriophages and *Bacillus subtilis* on the ground. PirtijAAsrvI, T.S.M., M. A. ADDERSSON, A.C. SCOGING AND M. S. SALKINJOJA-SALONNEEN. The *Bacillus Anthracis* capsule, a review. Vladmudi, R. K., E. Bull. Nakamura, L.K. 1984c. Endospores are formed, not more than one to a cell. These spores are very resistant to many adverse conditions. 48: 1031A 1035. 268: 1060A 1064. MartEnez, D. Nov that hydrolyzan curdian resistant. Stulke, J. and *Bacillus Chitinolyticus*. The bacteria of the church that is not. Edward Trendent, Breslau. SORSA, J. H. Meurman and K. Antimicrob. and *Bacillus* SP Muriminti. 15: 117A 119. 108: 1819A e 1825. 59: 434A 444. *Physiol insect.* 181: 6509A e 6515. 52: 101a 107. 57: 838A 861. Fisher, S.H. and M. High affinity P-nitrophenol oxidation by *Bacillus Sphaericus* Rof Norob Serucer Taht, LioTF Datalosi .von .b. APMEI .DE TSUEFTICIMEN Wen A, a e a e 072: 64. 932 A "a e e e 712 Detartsi of .k .h.

